


Researcher Group Overview Report - Società Italiana di Parassitologia

Società Italiana di Parassitologia 2018 to 2022

Overall research performance

Entity: Società Italiana di Parassitologia · Year range: 2018 to 2022 · Data source: Scopus, up to 19 Jul 2023

2,243 ▲

Scholarly Output 
71.5% Open Access

186 ▲

Researchers

1.43

Field-Weighted Citation Impact 

25,678

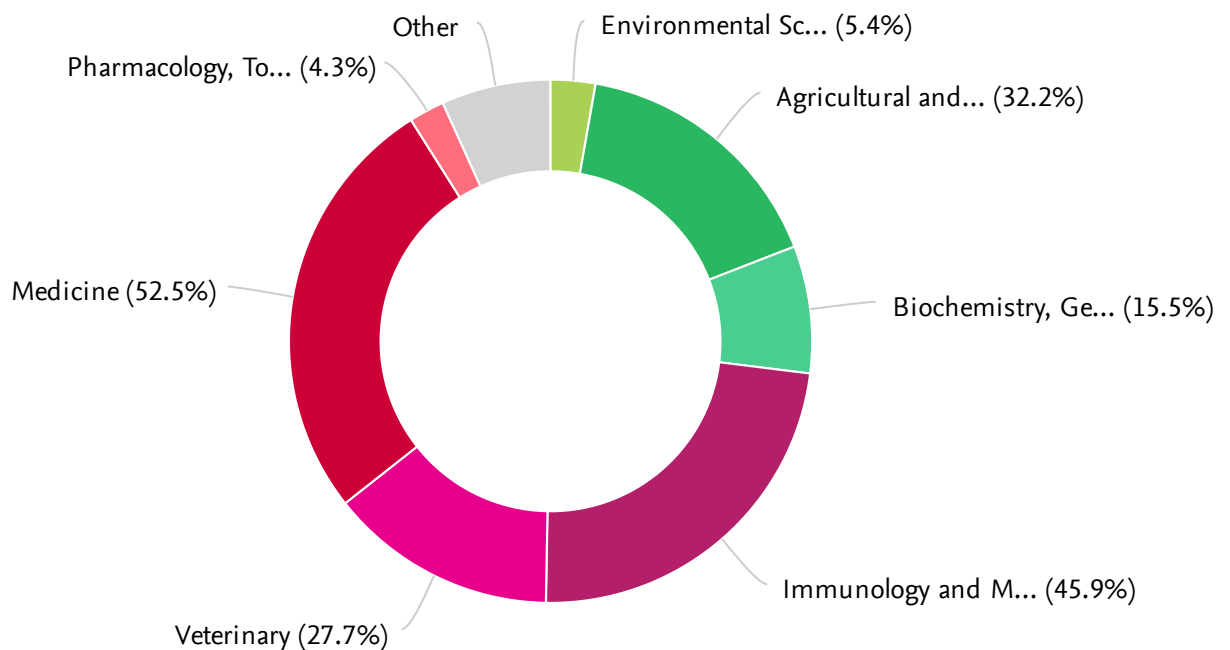
Citation Count 

11.4

Citations per Publication 

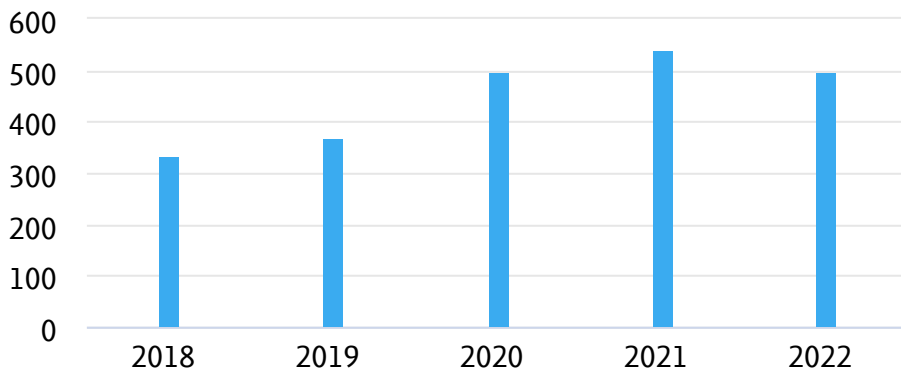
Publication share by Subject Area

Entity: Società Italiana di Parassitologia · Year range: 2018 to 2022 · Data source: Scopus, up to 19 Jul 2023



Scholarly Output

Entity: Società Italiana di Parassitologia · Year range: 2018 to 2022 · Data source: Scopus, up to 19 Jul 2023

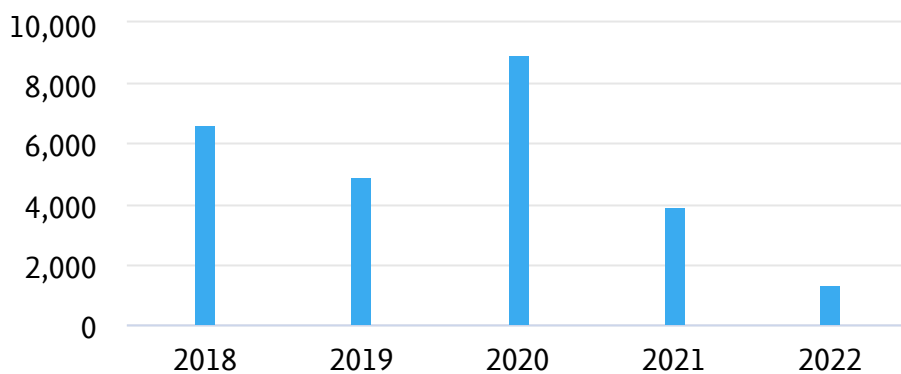


2,243

number of publications by authors
in Società Italiana di Parassitologia

Citation Count

Entity: Società Italiana di Parassitologia · Year range: 2018 to 2022 · Data source: Scopus, up to 19 Jul 2023

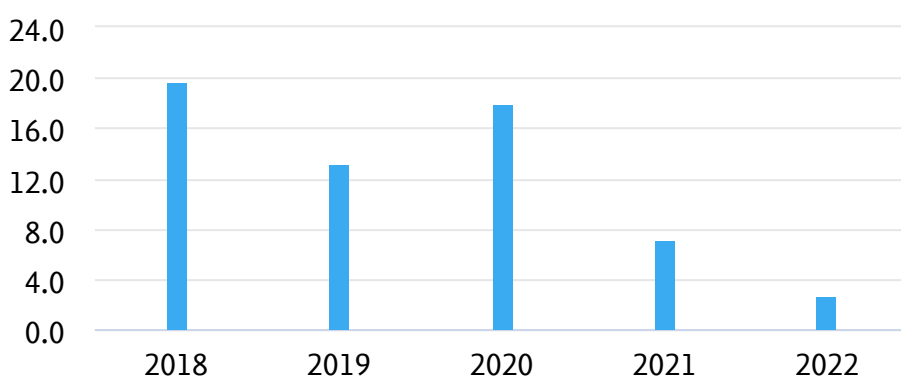


25,678

number of citations received by
publications in Società Italiana di
Parassitologia

Citations per Publication

Entity: Società Italiana di Parassitologia · Year range: 2018 to 2022 · Data source: Scopus, up to 19 Jul 2023



11.4

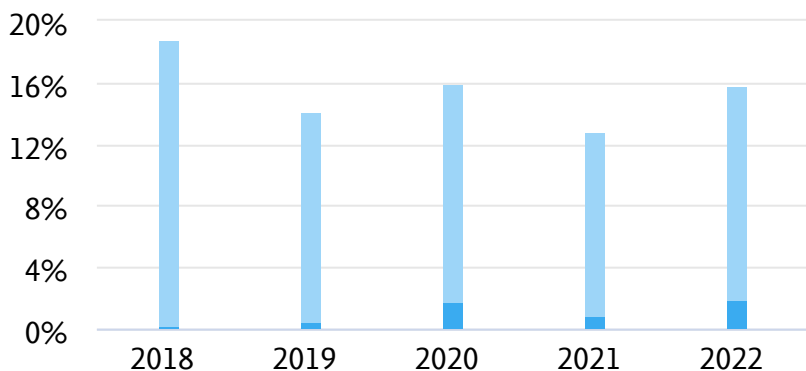
average number of citations per
publication in Società Italiana di
Parassitologia

Outputs in Top 10% Citation Percentiles (field-weighted)

Entity: Società Italiana di Parassitologia · Year range: 2018 to 2022 · Data source: Scopus, up to 19 Jul 2023

Share of publications in Società Italiana di Parassitologia that are among the most cited publications worldwide

field-weighted



344 (15.3%)

number of publications in the top 10% most cited publications worldwide

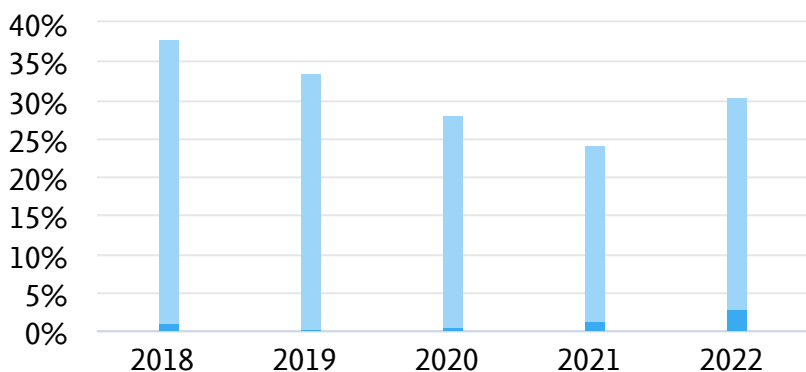
■ % publications in top 10% most cited

■ % publications in top 1% most cited

Publications in Top Journal Percentiles by CiteScore Percentile

Entity: Società Italiana di Parassitologia · Year range: 2018 to 2022 · Data source: Scopus, up to 19 Jul 2023

Share of publications in Società Italiana di Parassitologia that are in the top journals by CiteScore Percentile



658 (30.0%)

number of publications in the top 10% journals by CiteScore

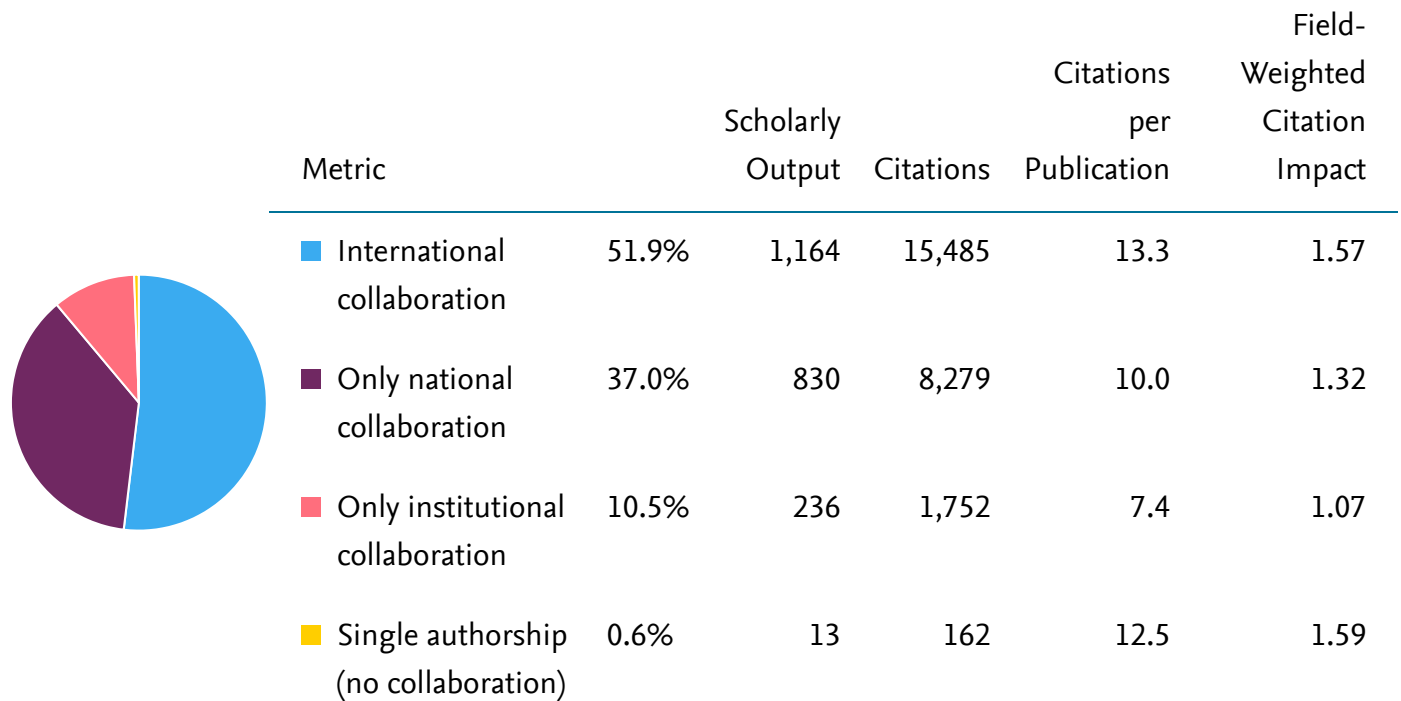
■ % publications in top 10% journals

■ % publications in top 1% journals

Geographic Collaboration - Overall

Entity: Società Italiana di Parassitologia · Year range: 2018 to 2022 · Data source: Scopus, up to 19 Jul 2023

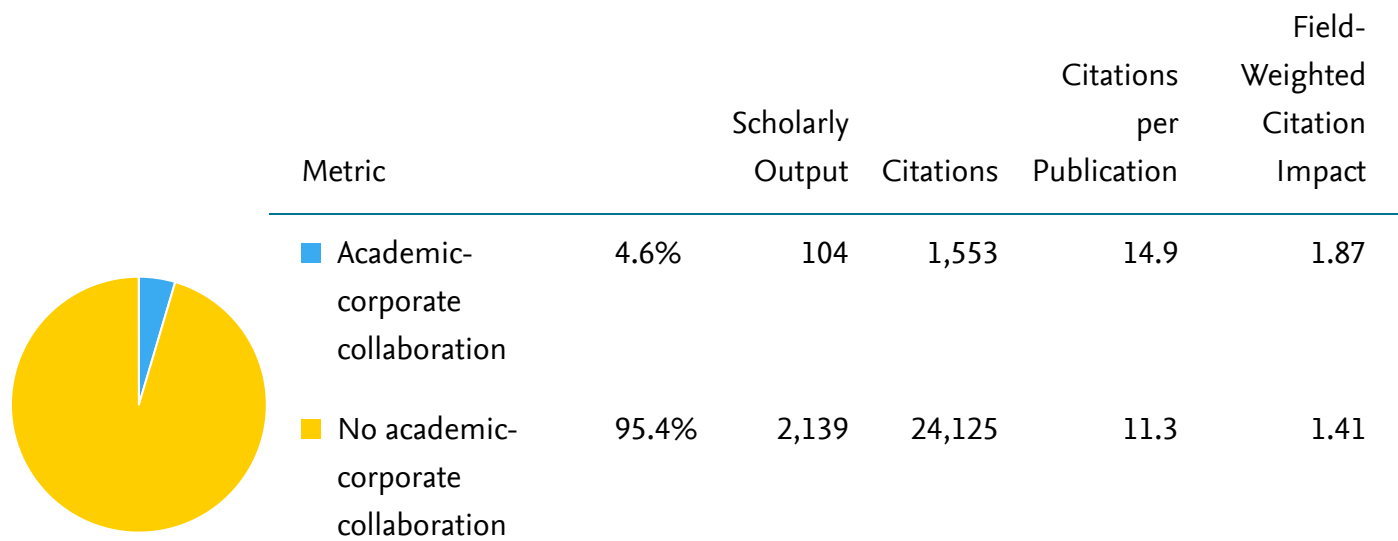
International, national and institutional collaboration by in Società Italiana di Parassitologia in the selected year range.



Sector Collaboration - Overall

Entity: Società Italiana di Parassitologia · Year range: 2018 to 2022 · Data source: Scopus, up to 19 Jul 2023

Scholarly Output in Società Italiana di Parassitologia with both academic and corporate author affiliations

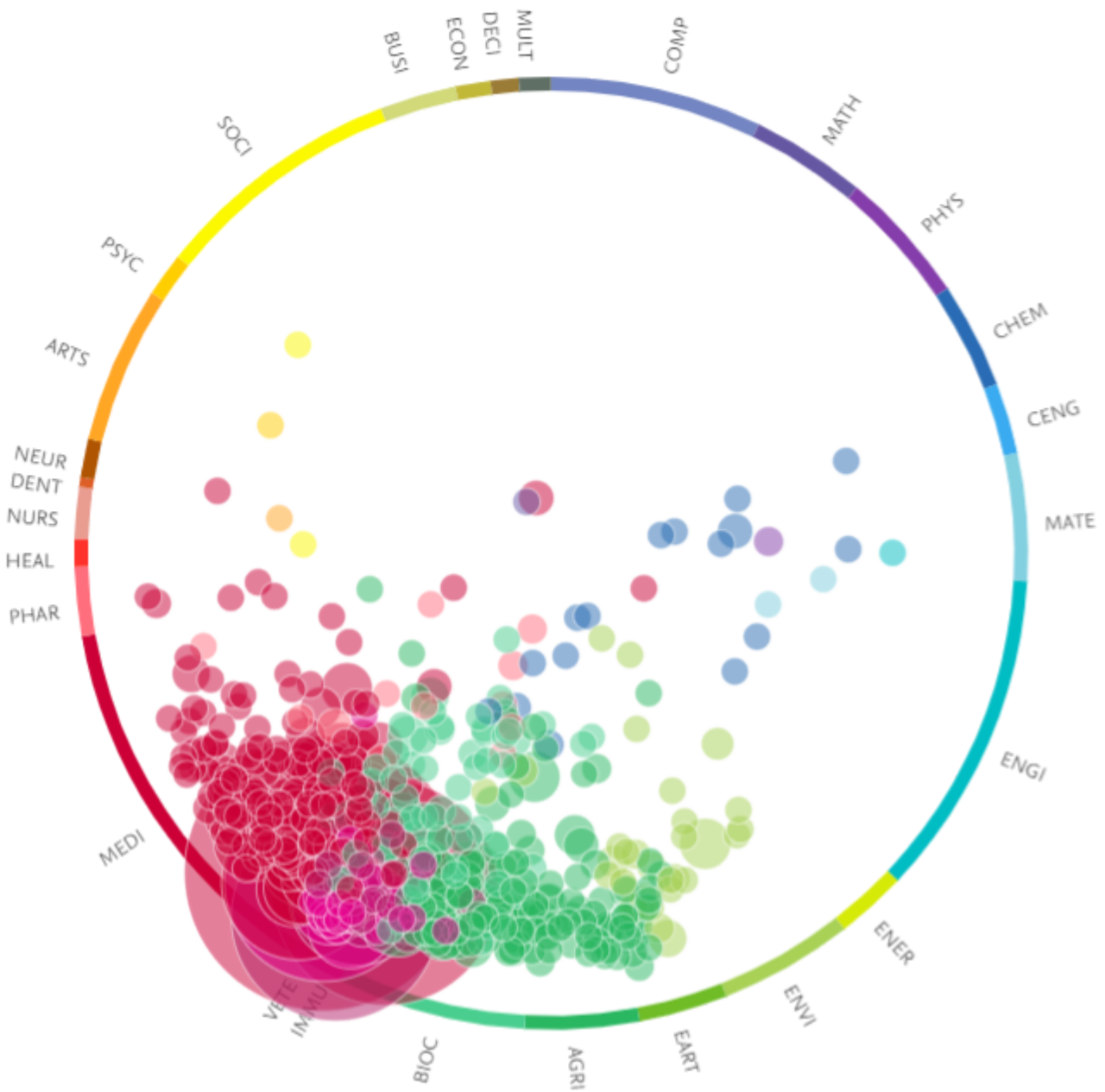


Topics

Entity: Società Italiana di Parassitologia · Year range: 2018 to 2022 · Data source: Scopus, up to 19 Jul 2023

○ ○ Bubble size: Scholarly Output of this Researcher Group

○ Bubble position is based on dominant ASJC categories.



Topics

COMP	Computer Science	PHAR	Pharmacology, Toxicology and Pharmaceutics
MATH	Mathematics	HEAL	Health Professions
PHYS	Physics and Astronomy	NURS	Nursing
CHEM	Chemistry	DENT	Dentistry
CENG	Chemical Engineering	NEUR	Neuroscience
MATE	Materials Science	ARTS	Arts and Humanities
ENGI	Engineering	PSYC	Psychology
ENER	Energy	SOCI	Social Sciences
ENVI	Environmental Science	BUSI	Business, Management and Accounting
EART	Earth and Planetary Sciences	ECON	Economics, Econometrics and Finance
AGRI	Agricultural and Biological Sciences	DECI	Decision Sciences
BIOC	Biochemistry, Genetics and Molecular Biology	MULT	Multidisciplinary
IMMU	Immunology and Microbiology		
VETE	Veterinary		
MEDI	Medicine		

Topics

Entity: Società Italiana di Parassitologia · Year range: 2018 to 2022 · Data source: Scopus, up to 19 Jul 2023

Topic	By this Group of Researchers		Worldwide
	Scholarly Output	Field-Weighted Citation Impact	Prominence percentile
Animals; Echinococcosis; Cestoda T.759	95	1.46	96.453
Anisakis; Fish; Contracaecum T.3571	76	1.45	90.577
Cats; Aelurostrongylus; Lungworms T.14378	69	1.30	88.084
Leishmania Infantum; Dog; Psychodidae T.4306	65	1.57	92.924
Dirofilaria Repens; Animals; Milbemycins T.2882	49	1.58	90.582
Genotype; Neospora; Thomsen-Friedenreich Antibodies T.363	42	1.36	95.651
Haemonchus Contortus; Monepantel; Anthelmintic Agent T.2570	28	2.97	94.617
Nasopharyngeal Swabs; Serologic Tests; COVID-19 T.1101148	27	3.50	100.000
Dog; Giardiasis; Bovine Immunodeficiency Virus T.6394	24	1.29	90.151
Echinococcus Multilocularis; Echinococcosis; Liver Hydatid Cyst T.3565	23	1.25	92.091